

DF104

DFSK Mini Truck C31 C32 - GIOTTI VICTORIA Gladiator

Dal 2017 - motore DK15-06 - 1499 cc - 4 cilindri - senza A/C

From 2017 - engine DK15-06 - 1499 cc - 4 cylinders - without A/C



Istruzioni di montaggio kit innesto elettromagnetico

Electromagnetic clutch kit installation instructions





- Sollevare il veicolo utilizzando un adeguato ponte sollevatore
- Lift up the vehicle by using an appropriate lifting bridge


<u>TABELLA GENERALE DI SERRAGGIO BULLONI (Nm)</u>							
<u>GENERAL TABLE OF TIGHTENING BOLTS (Nm)</u>							
Qualità Quality	M6	M7	M8	M10	M12	M14	M16
8,8	10,3	17,1	25,5	50	87	138	210
10,9	14,7	24,5	35,3	70	122	194	299
12,09	17,6	28,4	42,1	85	147	235	358




- Montare la staffa **1** nei fori filettati **A B C**
- *Fit the bracket **1 in** to the threaded holes **A B C***



- Montare la staffa **2** nei fori filettati **D E F**
- *Fit the bracket **2 in** to the threaded holes **D E F***




6




7

- Fissare la staffa 3 alle staffe 1 e 2
- Stringere tutti i bulloni
- *Secure bracket 3 to the brackets 1 and 2*
- *Tighten all bolts*



8

- Installare la pompa
- Install the pump



9

- Installare la cinghia
- Regolare la tensione della cinghia
- Install the belt
- Adjust the belt tension